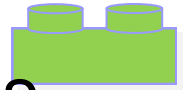


My LEGO® Story Writing Prompts



How to Use MY LEGO® Story Writing Prompts.

- Allow the child's LEGO® creations to inspire them to write.
- Take a photo of the child's creation, print it and tape to the blank box.
- Allow your student time to think about their build and develop a story, if needed encourage your child to write notes during the story development time.
- Then, allow them time to write their story, if needed, allow them to dictate the story to you while you write it down on the story pages.
- Print as many pages as you need in order for the student to fully develop their story.

My LEGO® Story Writing Prompts Copyright © 2013 by

Renee Aleshire Brown Published by:

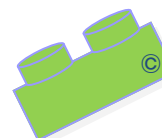
ReneeatGreatPeace.com

All Rights Reserved.

For Educational Purposes.

- These downloads are for your personal and/or classroom use only. You may print unlimited copies for your personal use or that of your immediate family if using in a family or homeschool setting. If using in a public or private school setting you may print the number of copies you need for the class that you are teaching. **You may not distribute freely amongst other teachers, students or parents.** You may share the web page where the printable can be found.
- Additionally, you are free to make copies for the purpose of using within a homeschool, homeschool group, or homeschool co-op, but **you may not make additional copies or copy original digital file for distribution.** When sharing please share via the original web page containing the free downloadable printable.
- You are welcome to save this file to your computer and make one additional digital copy for the purpose of keeping a back-up copy. **You may not reproduce, alter, sell, transmit or giveaway in whole or in part by any means, including graphic, electronic, or mechanical without the express written consent of the author except in the case of brief quotations embodied in critical articles and reviews.**

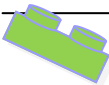
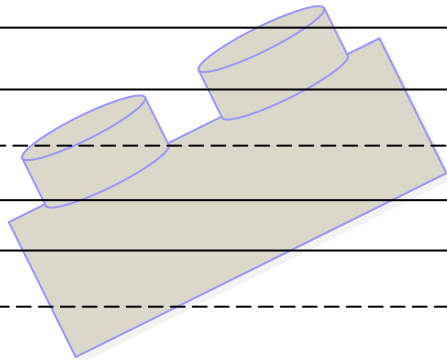
LEGO® is a trademark of the LEGO Group of companies which does not sponsor, authorize or endorse this site or products.



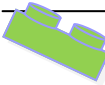
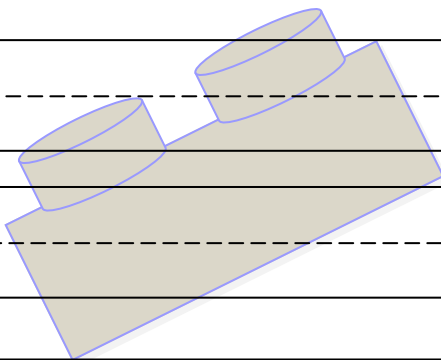
©ReneeatGreatPeace.com

My LEGO® Story _____

Handwriting practice lines consisting of solid top and bottom lines with a dashed midline. The page contains 10 sets of these lines, with a small illustration of a tan LEGO brick and two tan LEGO pins placed on the fourth set from the top.



Handwriting practice lines consisting of multiple sets of three horizontal lines (top solid, middle dashed, bottom solid) for text entry.



Handwriting practice lines consisting of multiple sets of three horizontal lines (top solid, middle dashed, bottom solid) for text entry.

