

Copy work Write the verses.



Psalm 19:1

The heavens declare the glory of God;
and the firmament shows his handiwork.


Psalm 74:16

The day is yours, the night also is yours:
You have prepared the light and the sun.

Psalm 97:6

A series of horizontal blue lines for writing, located below the text of the psalms.

My Solar Eclipse



Viewing Book

Print this booklet, double sided on 8.5x11 set to landscape. The pages can be stacked and folded in the middle left to right, to form a booklet. You can staple in the middle to keep the booklet together. Then allow your children to document their experience during the solar eclipse event.

Solar Eclipse Viewing Notebooking Book

Copyright © 2017 by Renée Aleshire Brown

Published by: [Renée at Great Peace.com](http://RenéeatGreatPeace.com)

All Rights Reserved. These downloads are for your personal or educational use only. You may print unlimited copies for your personal use or that of your immediate family, or single classroom. Additionally, you are free to make copies for the purpose of using within a school setting such as: a homeschool group, or homeschool co-op, or other educational classroom setting but you may not make additional copies or copy original digital file for distribution. When sharing please share via the [original webpage containing the free downloadable printable](#). You are welcome to save this file to your computer and make one digital copy for the purpose of keeping a back-up copy. You may not reproduce, alter, sell, transmit or giveaway in whole or in part by any means, including graphic, electronic, or mechanical without the express written consent of the author except in the case of brief quotations embodied in critical articles and reviews.

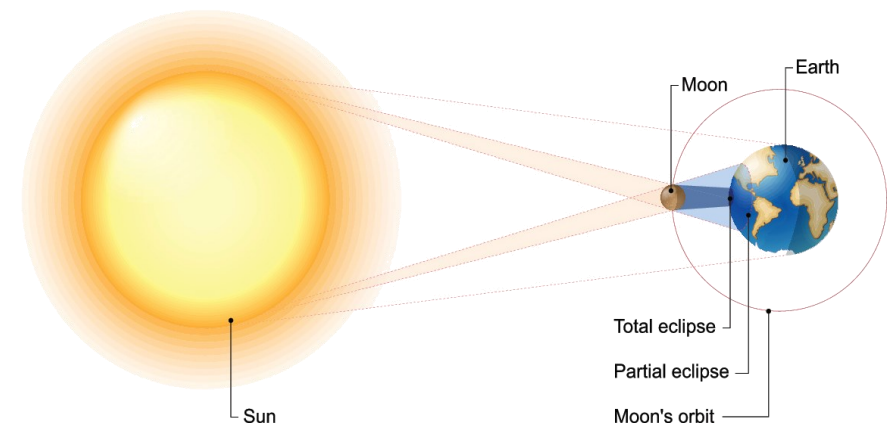
What to Watch For During the Eclipse

Contact Times, noted as C1, C2, C3, and C4


- C1 - The exact moment when the lunar disc touches the solar disc in the sky.
- C2 - The exact moment when the sun can no longer be seen, and the corona looks like a halo around the sun. During this time it is safe to remove your glasses.
- C3 - The exact moment when the sun peeks out from behind the moon again.
- C4 - The exact moment when the moon stops covering the sun.

Partial Phase Phenomenon

- Lighting Changes leading up to the eclipse
- Temperature Changes
- Animals become confused, thinking night is falling
- **Bailey's Beads** - The effect seen just before and just after totality when only a few points of sunlight are visible through valleys around the edge of the moon.
- **Diamond Ring** - The effect seen in the few seconds just before and after totality of a total solar eclipse when there is a single point of sunlight brilliantly shining through a valley on the limb of the moon.
- **Shadow Bands** - Faint ripples of light sometimes seen on flat,



Pre-Eclipse




Time when shadow first appears:

Temperature:

Note any environmental phenomenon.

C1 The exact moment when the moon begins to cover the sun.




Time when C1 occurs:

Temperature:

Note any environmental phenomenon.

C2 The exact moment when the sun is completely covered by the moon.




Time when C2 occurs:

Temperature:

Note any environmental phenomenon.

C3 The exact moment when the sun begins to appear again.




Time when C3 occurs:

Temperature:

Note any environmental phenomenon.

C4 The exact moment when the moon stops covering the sun.



Time when C4 occurs:

Temperature:

Note any environmental phenomenon.

Personal Observation

Draw your own version of Bailey's Beads.

Write your own thoughts of the event.

Personal Observation

Draw your own version of the Diamon Ring.

Write your own thoughts of the event.

Personal Observation

Draw your own version of the Corona.

Write your own thoughts of the event.
